



## The BTB Auto Glass & Body Shop Removal System

BTB's versatile, precise, efficient and user friendly system safely removes any adhesive bonded auto glasses, body panels or decorative mouldings without damage to component or painted panel while avoiding operator injury. This small, compact and powerful air tool operates blades to cut with precision from inside or outside of the vehicle, against the glass surface, or in the case of an encapsulated glass, the blades will safely cut away from the encapsulation and against the pinchweld or body panel.

Nylon control head & adjustable arms regulate cutting depth of all blades



**PATENTED DESIGN**

The short & fast in-line stroke of the BTB air tool gives unequalled, gentle & balanced cutting action

Registered and Pending Patents and/or Designs Extending Worldwide.

### AUTO GLASS REMOVAL



BTB Long blades easily cut urethane below any dashboard.



Remove excess adhesive easily and safely.



Cut from outside the vehicle with BTB's Powered Cold Knife blades.



Short blades cut from inside the vehicle with precise depth control.



For curved glasses, thin flexible blades follow the contour of the glass.



Excellent for removal of small and encapsulated glasses.

Save and reuse any undamaged glass or encapsulated glasses.

### BODY PANEL & BADGE REMOVAL



Powerful tool & strong blades cut tough adhesive to remove bonded body panels.



Recycle adhesive & tape fitted badges, mouldings & bump strips.



The BTB System range includes our **AIR TOOL** 12V **E-TOOL** plus an array of General-Purpose and Application-Specific **blades** sold separately or in **kits**.

### BUS, TRAIN & COMMERCIAL VEHICLE



Cut from inside or outside to reduce effort and removal times for large glasses.



Special blades remove backfill adhesive between glass edges and / or panels.



Safely remove adhesive bonded panels from buses and trains.



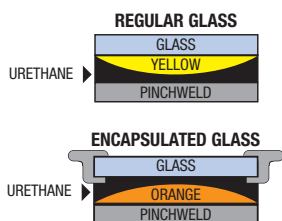
The full range and further details are available in the BTB Removal System catalogue or online at [btbtools.com](http://btbtools.com)

## BTB Blades Explained

### BLADE COLOUR CODING

**Yellow** Blades are designed to cut with the flat side of the blade hugging the glass surface.

**Orange** reverse blades are designed to cut with the flat side of the blade hugging the pinchweld and saving encapsulated glasses.



### CUTTING BELOW DASHBOARD & HARD TO REACH AREAS

Long **Straight Blades** easily reach hard and wide adhesive on any vehicle make or model.



### CUTTING FROM INSIDE VEHICLES

Short **Z Blades** are used for precise cutting along top / sides of glasses and easily accessible adhesive areas. Use **Orange** blades for encapsulated glass removal.



### CUTTING FROM OUTSIDE VEHICLES

**Powered Cold Knife Blades** allow easy removal of glasses from outside the vehicle. They are safer and easier than manual cold / pull knives.



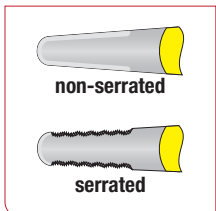
### CURVED / CONTOURED GLASS REMOVAL

**Flexible Blades** cut while following the contour of curved glasses.



### ENCAPSULATED GLASS REMOVAL

**Orange Reverse Blades** hug the pinchweld to remove and save undamaged encapsulated glasses for reuse.



### PINCHWELD TRIMMING

WK6 winged non-scratch **Pinchweld Scraper Blades** allow easy and safe removal of excess adhesive. These are uniquely sharpened with a special wing on each side which leaves 1 to 2mm thickness of adhesive for re-bonding and eliminates damage to paintwork and vertical pinchweld walls.



### SERRATED vs NON-SERRATED

Standard **Non-Serrated** blades can be used in all glass and panel applications. Special **Serrated** blades provide a faster more aggressive cut for glass removal by more proficient users.

### CUTTING DEPTH CONTROL

BTB's fully adjustable cutting depth control arms ensure precise cutting depth to avoid contacting painted panels.

## BTB Auto Glass Mobile **E-TOOL** Kits

### ETK12TEC E-Tool™ Technician 11 Blade Auto Glass Specialist Toolkit

This comprehensive kit, designed for the Mobile Auto Glass Professional, contains a wider range of mostly serrated blades which are preferred for their faster cut-out times. Includes adjustable cutting depth control arms. Safely remove any bonded glass from any vehicle!



#### KIT CONTENTS:

**Tool:** E-Tool, 12V Battery in Carry Bag, Charger

**Blades:** WK1-S, WK2-S, WK4-S, WK4R-S, WK4Z-S, WK4ZVR-S, WK24Z, WK24-S, WK27M, WK28M, WK6-M

**Cutting Depth Control Arms:** WK11AW, WK11BW5, WK11CW, WK11EW, WK11FW

**Accessories:** WK7, WK7L, WK8DSM, WK9, WK9B, WK11VEL, WK20, WKGA

### ETK12CLS E-Tool™ Classic 7 Blade Auto Glass Specialist Toolkit

This Mobile E-Tool kit contains an assortment of serrated & non-serrated blades to easily remove modern vehicle glasses, including laminated & encapsulated style glasses. Includes adjustable cutting depth control arms.



#### KIT CONTENTS:

**Power Tool:** E-Tool, 12V Battery in Carry Bag, Charger

**Blades:** WK2-S, WK3, WK24Z-S, WK24ZR-S, WK27M, WK28M, WK6-M

**Cutting Depth Control Arms:** WK11AW, WK11BW5, WK11CW, WK11FW

**Accessories:** WK7, WK8DSM, WK9, WK9B, WK11VEL, WK20, WKGA

### ETK12STR E-Tool™ Starter 4 Blade Introduction Toolkit

This Mobile E-Tool kit is ideal for introducing mobile auto glass technicians to the BTB removal system. Contains a small selection of BTB's most used blades and adjustable cutting depth control arms for modern style vehicle glass removals.



#### KIT CONTENTS:

**Power Tool:** E-Tool, 12V Battery in Carry Bag, Charger

**Blades:** WK2-S, WK4Z-S, WK27M, WK28M

**Cutting Depth Control Arms:** WK11BW5, WK11FW

**Accessories:** WK7, WK8DSM, WK9, WK11VEL, WKGA

**E-TOOL™** Designed and built for mobile installations

**MADE IN AUSTRALIA**



## BTB Auto Glass Air Tool Kits

POPULAR

### WKTEC-BX Air Tool Technician 11 Blade Toolkit

This comprehensive kit designed for the Auto Glass Professional contains a wider range of mostly serrated blades, preferred for their faster cut-out times. Includes adjustable cutting depth control arms. Safely remove any bonded glass from any vehicle!



#### KIT CONTENTS:

**Power Tool:** WK10HD Heavy Duty Air Tool

**Blades:** WK1-S, WK2-S, WK4-S, WK4R-S, WK4Z-S, WK4ZVR-S, WK24Z, WK24-S, WK27M, WK28M, WK6-M

**Cutting Depth Control Arms:** WK11AW, WK11BW5, WK11CW, WK11EW, WK11FW

**Accessories:** WK7, WK7L, WK8DSM, WK9, WK9B, WK11VEL, WK20, WKGA

## BTB Body Shop Air Tool Kits

### WKTDM-BX Air Tool Tradesman 13 Blade Toolkit

This professional Automotive body shop kit contains the most popular blades needed for the auto body repairer, dealership workshop & auto dismantler/recycler. Includes an assortment of non-serrated & serrated blades. Serrated blades are mostly used for glass and/or panel removal. Non-serrated blades are for removing adhesive fitted side body mouldings and nameplates to avoid damage to glass, moulding or painted panels.



#### KIT CONTENTS:

**Power Tool:** WK10HD Heavy Duty Air Tool

**Blades:** WK1-S, WK4, WK4R-S, WK4Z-S, WK4ZR-S, WK24Z, WK24ZVR-S, WK24-S, WK27S, WK27M, WK28S, WK28M, WK6-M

**Cutting Depth Control Arms:** WK11AW, WK11BW5, WK11CW, WK11EW, WK11FW

**Accessories:** WK7, WK7L, WK8DSM, WK9, WK9B, WK11VEL, WK20, WKGA

### WKCLS-BX Air Tool Classic 7 Blade Toolkit

This tool kit contains an assortment of serrated & non-serrated blades to easily remove modern vehicle glasses, including laminated & encapsulated style glasses. Includes adjustable cutting depth control arms.



#### KIT CONTENTS:

**Power Tool:** WK10HD Heavy Duty Air Tool

**Blades:** WK2-S, WK3, WK24Z-S, WK24ZR-S, WK27M, WK28M, WK6-M

**Cutting Depth Control Arms:** WK11AW, WK11BW5, WK11CW, WK11FW

**Accessories:** WK7, WK8DSM, WK9, WK9B, WK11VEL, WK20, WKGA

## BTB Bus, Truck & Rail Kit

### WKBTR15-BX Air Tool Bus, Truck & Rail 15 Blade Toolkit

For the bus, truck, rail and commercial industries, this tool kit is suited to removal of adhesive bonded glass and bonded panels on today's transport fleets. The kit includes external and internal cutting blades, as well as blades to easily remove adhesive backfill from between glasses. Adjustable cutting depth control arms regulate cutting depth.



#### KIT CONTENTS:

**Power Tool:** WK10HD Heavy Duty Air Tool

**Blades:** WK1-S, WK1X, WK2-S, WK4Z-S, WK4ZR-S, WK4-S, WK5-S, WK27S, WK27M, WK27L, WK28S, WK28M, WK28L, WK6-L, WK6-40

**Cutting Depth Control Arms:** WK11BW5, WK11DW5, WK11EW

**Accessories:** WK7, WK7L, WK8DSM, WK9, WK9B, WK11VEL, WK20, WKGA

### WKSTR-BX Air Tool Starter 4 Blade Toolkit

This is the ideal kit for introducing workshop based auto glass technicians to the BTB removal system. Contains a small selection of BTB's most used blades and adjustable cutting depth control arms for modern style vehicle glass removals.



#### KIT CONTENTS:

**Power Tool:** WK10HD Heavy Duty Air Tool

**Blades:** WK2-S, WK4Z-S, WK27M, WK28M

**Cutting Depth Control Arms:** WK11BW5, WK11FW

**Accessories:** WK7, WK8DSM, WK9, WK11VEL, WKGA

## Basic Airtool Kit

NEW

### WKBASIC BTB Air Tool Basic 4 Blade Toolkit in Cardboard Box

This entry level Air Tool kit is ideal for introducing customers to our BTB Removal System. This kit contains the WK10HD Air Powered Cut-Out Tool and a small selection of blades. Basic and compact packaging also helps lower the cost of the kit.

#### KIT CONTENTS:

**Power Tool:** WK10HD Heavy Duty Air Tool

**Blades:** WK2-S, WK4Z-S, WK27M, WK28M

**Cutting Depth Control Arms:** WK11BW5

**Accessories:** WK7, WK11VEL, WKGA





## BTB Power Tools

[btbtools.com/videos](http://btbtools.com/videos)

### WK10HD BTB™ Air Powered Removal Tool



**NOTE:** All BTB blades are designed for use in the BTB E-TOOL or Air Tool and Manual Handles.

### ETK1205 E-Tool™ with 12 Volt Battery in Carry Bag & Battery Charger with Lead

Ideal for existing BTB system users who already have cutting blades or a tool kit but would like to use it for mobile / on-road work. Includes power tool, battery pack and charger. No blades included.

#### KIT CONTENTS:

**Power Tool:** E-Tool, 12V Battery in Carry Bag, Charger

**Accessories:** WKGA



### ETS1200 BTB™ 12V Battery Powered E-Tool™ Removal Tool



**NOTE:** #ETS1200 power tool is conveniently powered using the #ETS12B5 Battery Pack or alternate 12 volt power sources

## Straight Blades

Easily reach urethane below dashboards or for long reach applications. WK5 blades are for trimming and for backfill removal.

### WK1 Long Flat Blade - 300mm Long




### WK2 Medium Flat Blade - 240mm Long



POPULAR

### WK1-S Long Serrated Flat Blade - 300mm Long



POPULAR

### WK2-S Serrated Universal Blade - 240mm Long



### WK5 Short Trim Blade - 130mm Long



### WK5-S Short Serrated Offset Trim Blade - 130mm Long



## Extra Long Blades

For extended long reach applications.

### WK1X Extra Long Flat Blade - 370mm Long



### WK12X Extra Long Flat Z Blade - 370mm Long



## Bent Blades

For general use and mostly for cutting from inside the vehicle.

### WK3 General Purpose Bent Blade - 190mm Long



### WK3-S Serrated Bent Blade - 190mm Long



### WK4 Curved Glass Blade - 190mm Long



### WK4-S Serrated Blade - 190mm Long



### WK24 Curved Glass Blade - 240mm Long



### WK24-S Serrated Blade - 240mm Long



## Pinchweld Trimming Kits

**MADE IN AUSTRALIA**

### WK6-KIT BTB Pinchweld Trimming Set in Tool Storage Bag



### WK6-N-KIT BTB Pinchweld Trimming Set in Tool Storage Bag (Narrow Profile)



### WK6 Pinchweld Trimming Blades

- ★ Easy and safe removal of excess urethane adhesive
- ★ Leaves a thin, even layer of urethane for re-bonding
- ★ Uniquely sharpened with a special wing on each side

Eliminates scratching of paint including vertical pinchweld walls

- ★ Excellent for removing urethane embedded with shattered tempered glass



## Flat Pinchweld Trimming Blades

*Narrow profile blades provide better clearance when working up closely against the raised section on vehicle Roof Panels, A-Pillars, Trims and Fittings.*

★ NEW ★

### WK6-20N Flat Pinchweld Scraper - 20mm Wide (Narrow Profile)



★ NEW ★

### WK6-25N Flat Pinchweld Scraper - 25mm Wide (Narrow Profile)



### WK6-40 Flat Pinchweld Scraper - 40mm Wide



### WK6-40N Flat Pinchweld Scraper - 40mm Wide (Narrow Profile)



## Winged Non-Scratch Pinchweld Trimming Blades

*For easy and safe trimming of excess urethane from the pinchweld.*

POPULAR

### WK6-S Winged Non-Scratch Pinchweld Scraper - 15mm Wide



### WK6-M Winged Non-Scratch Pinchweld Scraper - 20mm Wide



### WK6-L Winged Non-Scratch Pinchweld Scraper - 25mm Wide



### WK6-MXN Winged Long Non-Scratch Pinchweld Scraper - 20mm Wide (Narrow Profile)



### WK6-SN Winged Non-Scratch Pinchweld Scraper - 15mm Wide (Narrow Profile)



### WK6-MN Winged Non-Scratch Pinchweld Scraper - 20mm Wide (Narrow Profile)



### WK6-LN Winged Non-Scratch Pinchweld Scraper - 25mm Wide (Narrow Profile)



★ 35mm longer than the WK6-M and WK6-MN ★ Provides extra reach





## Z Blades

For top and sides of a windscreen, and for small quarter glass removal.

**WK4Z** Offset Blade - 140mm Long



POPULAR

**WK4Z-S** Serrated Offset Blade - 140mm Long



**WK24Z** Offset Blade - 150mm Long



POPULAR


**WK5Z-S** Short Serrated Offset Blade - 125mm Long



**WK24Z-S** Serrated Offset Blade - 150mm Long



For Precise Depth Control use BTB Blades with a Control Arm



## Reverse Blades for Encapsulated Glass

For safe removal of undamaged encapsulated glasses by cutting adhesive against the pinchweld or panel surface from inside the vehicle.

POPULAR

**WK5ZR-S** Short Serrated Reverse Offset Blade - 125mm Long



**WK4ZR-S** Serrated Reverse Offset Blade - 140mm Long



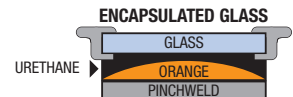
**WK24ZR-S** Serrated Reverse Offset Blade - 150mm Long



**WK4R-S** Serrated Reverse Blade - 190mm Long



**WK24R-S** Serrated Reverse Blade - 240mm Long



## Safety Edge Blades

Great for removing undamaged encapsulated glass without scratching the paintwork while still cutting close to the pinchweld.

**WK4ZVR-S** Serrated Reverse Offset V Blade - 140mm Long



**WK24ZVR-S** Serrated Reverse Offset V Blade - 150mm Long



**WK24ZV-S** Serrated Offset V Blade - 150mm Long



**WK24ZV** Regular Offset Curved V Blade - 150mm Long

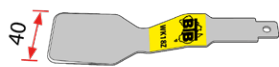




## Spade Blades

Great for cutting / separating hidden glass locator pins. Superior control with 40mm wide cutting edge. Use in manual handles or BTB power tools.

**WK18Z** Spade Z Blade - 140mm Long



**WK18Z-S** Serrated Spade Z Blade - 140mm Long



**WK19Z-S** Long Serrated Spade Z Blade - 180mm Long



NEW

**WK19L** Long Flat Spade Blade - 300mm Long



NEW

**WK19L-S** Long Flat Serrated Spade Blade - 300mm Long



These new Long Flat Spade Blades are fantastic to use with a manual handle to pre-check all sealant has been separated prior to removal of the glass.

## Powered Cold Knife Blades

For external cut-out removals. For fast cut-out similar to a manual cold knife without the need for physical force.

POPULAR

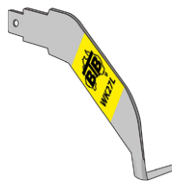
**WK27S** Left PCK Blade - 19mm Tip



**WK27M** Left PCK Blade - 25mm Tip



**WK27L** Left PCK Blade - 30mm Tip



**WK27XL** XL Left PCK Blade - 45mm Tip



POPULAR

**WK28S** Right PCK Blade - 19mm Tip



**WK28M** Right PCK Blade - 25mm Tip



**WK28L** Right PCK Blade - 30mm Tip



**WK28XL** XL Right PCK Blade - 45mm Tip



**WK27RM** Left Reverse PCK Blade - 25mm Tip



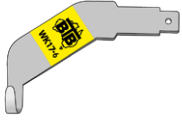
**WK28RM** Right Reverse PCK Blade - 25mm Tip



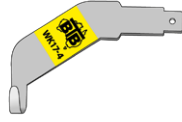


## Backfill Removal Blades

**WK17-6** Backfill Removal Blade - 6mm Channel



**WK17-4** Backfill Removal Blade - 4mm Channel



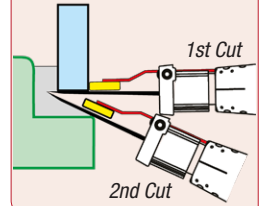
Removal using WK17



**WK5-S** Short Serrated Trim Blade - 130mm Long



Removal using WK5-S



## BTB Spares and Accessories

For our BTB User Manuals and a full Spare Parts List please visit <http://btbtools.com/faq>

POPULAR

**WK7** BTB™ Manual Blade Handle



**WK8DSM** BTB™ Diamond Sharpening Stone



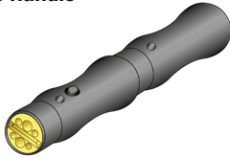
**WKKEY** BTB™ Allen Key



**WKBX** BTB™ Plastic Case Complete with Blade Holder



**WK7L** BTB™ Double Manual Blade Handle



**WKGA** BTB™ Accessory Pack



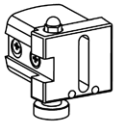
**WK9** Lubricant Spray Bottle



**SPB28BK** BTB™ WK10HD Air Hose Assembly with Fittings

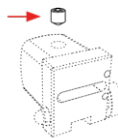


**SPB34K** BTB™ Controller Cap Complete Assembly

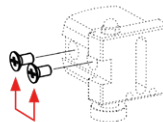


✦ Includes 2xSPB32

**SPB33** BTB™ Cone Set Screw



**SPB32** BTB™ Controller Cap Screw (Each)



**ETS85** E-Tool™ Replacement 12 Volt Battery



✦ 6Ah

**ETS12B5** E-Tool™ 12 Volt Battery in Carry Bag



✦ 6Ah battery

**ETSCAC** E-Tool™ Battery Charger Assembly



## BTB TOOL SERVICING

For E-Tool and WK10HD air tool servicing and repairs please contact our Bendigo Branch on 03 5443 1755 or [sales@btbtools.com](mailto:sales@btbtools.com)